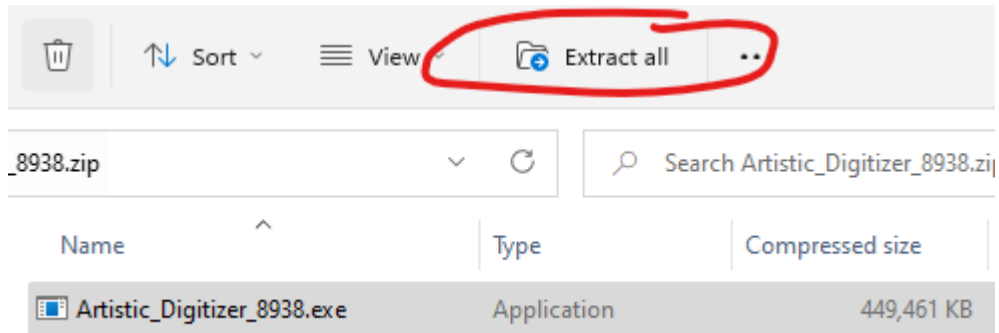


## Windows OS full exe installation:


Once you click the **link below**, a window will open prompting you to save the file, once the file is saved, you will need to unzip the file.

Click once to highlight “Artistic\_Digitizer\_8938” then click “**Extract all**”.


(Your PC may not display the file extension “.exe”)



The extraction wizard will start. Make sure to click  **Show extracted files when complete**, this will allow you to see the unzipped file. Once the wizard is finished, you can then double-click on

 **Artistic\_Digitizer\_8938.exe** to start the installation.

Enter in the serial number and activation code when prompted, then you can use your Artistic Digitizer



trial by clicking on the icon on your desktop

[https://uploads.drawstitch.com/Janome/Artistic\\_Digitizer\\_8938.zip](https://uploads.drawstitch.com/Janome/Artistic_Digitizer_8938.zip)