





Acutools S download:

(Compatible with Windows 8, 10, and 11 only)

The links below are for Acutools S v1.00 and the update to v1.20.



Once you click the links, you will need to click on the download arrow  in the upper right corner of the page to start the download of each file.

Once the files have downloaded, you will need to unzip them, then open the  Acutools S folder, then open the other  Acutools_S folder. Once in this folder, double-click on  setup.exe to start the installation of the software.

Acutools S v1.00: <https://drive.google.com/file/d/1MjA1gBVpjS8glwi-k5cQpQ2pOnWZ95ef/view?usp=sharing>

v1.20 update: <https://drive.google.com/file/d/1wjftWFaqT-dtbmV8zz5dCUIBEyilKaTa/view?usp=sharing>