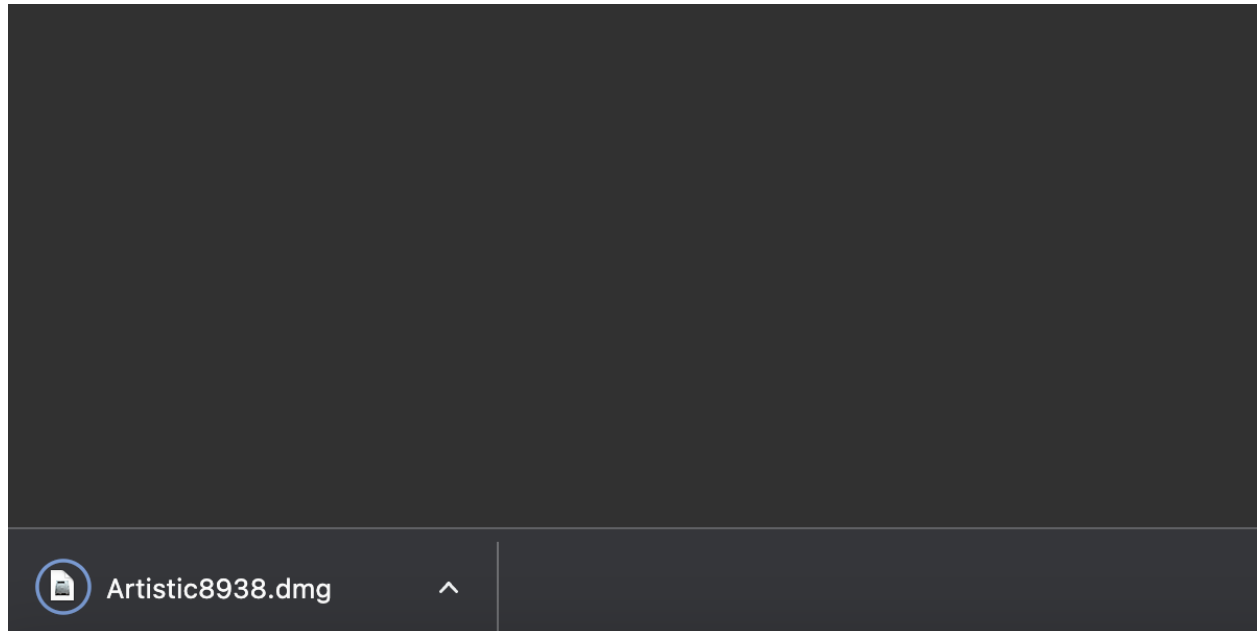


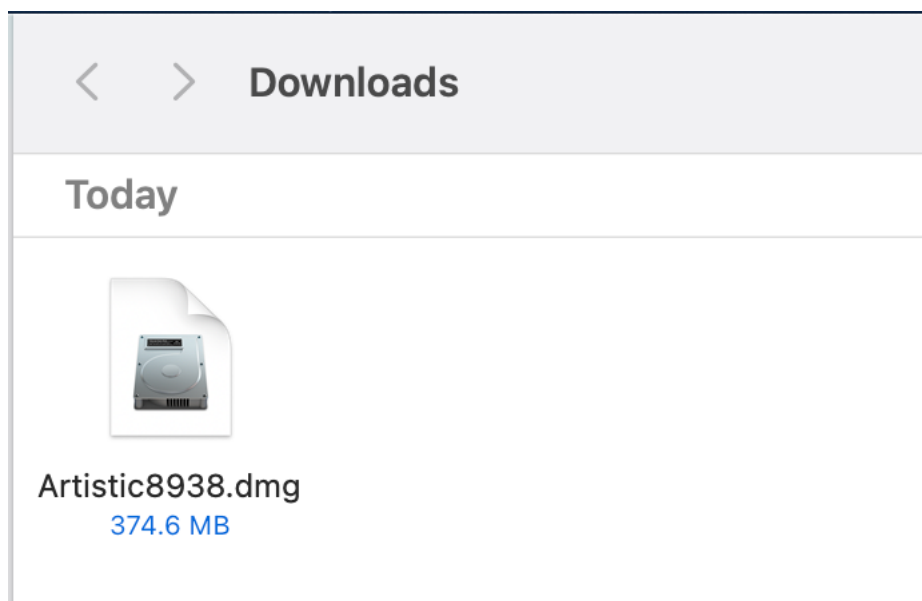
Mac OS full exe installation:

Click the link for the Mac download, the file should save to your “Downloads” folder.


https://www.drawstitch.com/installations/Artistic_Digitizer_MAC_2/Artistic8938.dmg



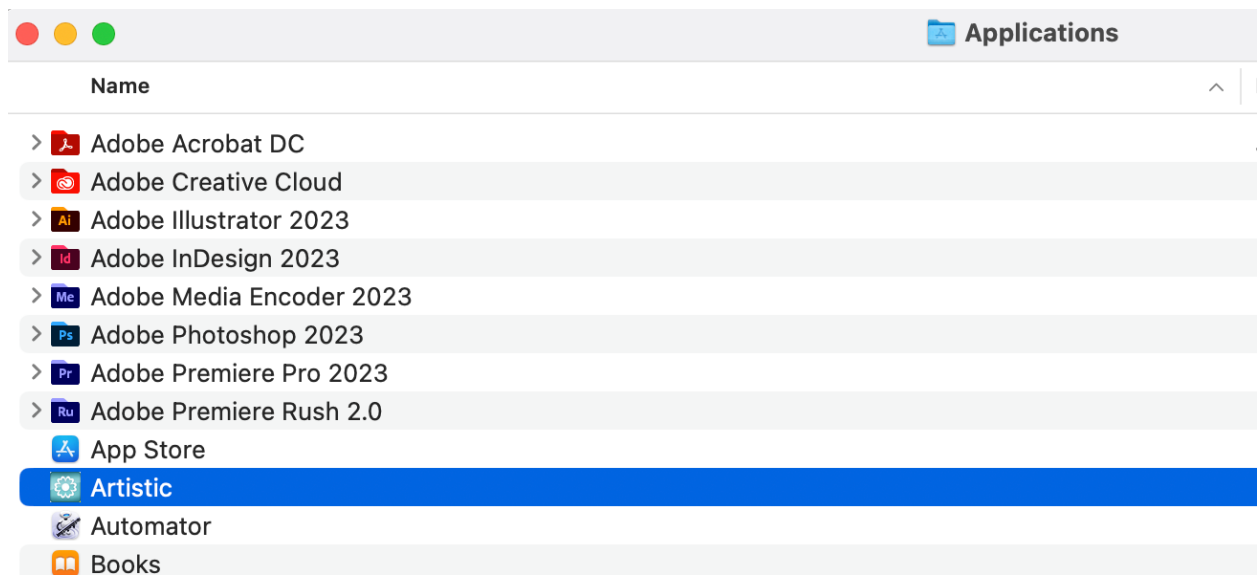
Double-click on Artistic8938.dmg in the Downloads folder.



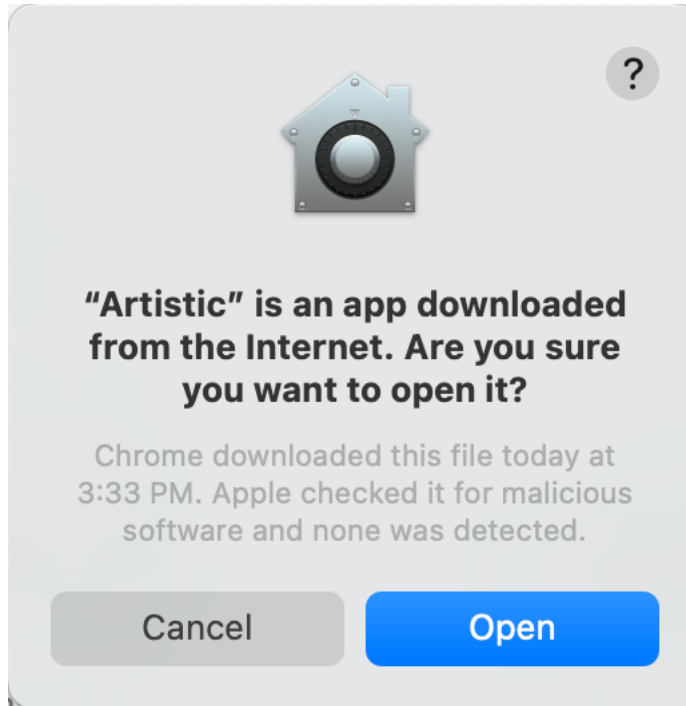
Drag the “Artistic” application into the “Applications” folder.



You should now see it in the Applications folder. Double-click “Artistic” in the applications folder to start the program.



Click “Open” if you see the warning.



Enter in the serial number and activation code that you have received in your Artistic Digitizer Trial email, then click "Activate". You can now use the Artistic Digitizer.

End-User License Agreement

Please read the following license agreement carefully. You must accept the terms of this End User License Agreement (EULA) before continuing.

Read the End-User License Agreement in the following languages: [ENGLISH](#) | [JAPANESE](#) | [DEUTSCH](#) | [FRANÇAIS](#) | [ITALIANO](#) | [SPANISH](#)

DRAWSTITCH INTERNATIONAL LIMITED

IMPORTANT
Agreement
YOURSELF
REPRESENT
JANOME A

PLEASE READ
RECORDS

BY CHOOS
THE "NEXT
USING THE
AGREEMEN
THE TERM
THE LICEN
THE SOFT
Before ins
the minim



Software Key Login

Serial number:

Activation code:

Activate

2023-03-30 15:43 Login required

Clear messages

About

- I accept the terms in the license agreement.
- I do not accept the terms in the license agreement.

Print

Cancel

OK