

Continental M17 v1.10 update:

(For Mac users)



Please click this link: https://drive.google.com/file/d/1ktV9mWY_VCh7AKy7i98Ne0RzSdm77A-C/view?usp=sharing then click on the download arrow in the upper right corner of the window



(shown here =>)

You may see a warning that Google cannot scan or preview the file ---- please ignore this and simply download the file.

This file must be downloaded onto **your computer**, **NOT** onto a USB stick.








The file is zipped  UpdateCM17v110 and should automatically be unzipped once downloaded. Next, open the folder  UpdateCM17v110 you will see the files in the image below.

The file named “**update.bin**” OR “**update**” is the file needed for the update. **(If the file extension “.bin” is not visible** do not worry, this means you do not have the file extensions turned on in the system settings).

***CAUTION – DO NOT TRY TO OPEN “UPDATE.BIN” YOU COULD POSSIBLY CORRUPT THE FILE.**

The USB v2.0 or higher should be used. *Absolutely no other folders or files should be on the USB stick.*

You should simply right-click over the file, then **copy/paste “update.bin”** onto a clean USB 2.0 or higher flash drive making sure **update.bin** is **NOT** inside of any folder, the file must be on the **root** of the USB stick.

Name	Size	Type
 SYSTEM UPDATE VERSION 1.10 FOR CONTINENTAL M17_DU.pdf	305 KB	Adobe Acr
 SYSTEM UPDATE VERSION 1.10 FOR CONTINENTAL M17_EN.pdf	319 KB	Adobe Acr
 SYSTEM UPDATE VERSION 1.10 FOR CONTINENTAL M17_FR.pdf	316 KB	Adobe Acr
 SYSTEM UPDATE VERSION 1.10 FOR CONTINENTAL M17_GE.pdf	307 KB	Adobe Acr
 SYSTEM UPDATE VERSION 1.10 FOR CONTINENTAL M17_SP.pdf	304 KB	Adobe Acr
 update.bin	39,087 KB	BIN File
OR		
 update	39,087 KB	BIN File

Once **update.bin** is on the USB stick remove the USB from your Mac, now you can now carry out the machine update by referring to **STEP 4** in the “**SYSTEM UPDATE VERSION 1.10 FOR CONTINENTAL M17_EN**” document (highlighted above) **which is part of the file download.**

For more CM17 information you can visit the Global site here:
<https://www7.janome.co.jp/global/product/machineupdates/>

Notes:

ver. 1.10

- Reduction of resume time in Normal Sewing mode
- Improvements regarding embroidery file access when USB flash drives are inserted in machine
- Resolves minor issues from the previous version

ver. 1.01

- Add buttons on the screen panel to move the hoop socket of the embroidery unit to the center position while the carriage is returning to the left side
- Resolves minor issues from the previous version