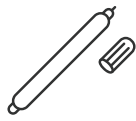


Sewing Reference Cards

Directions: Print at full scale, cut on outside lines, hole punch, and attach to a keyring.
(Laminate if you'd like extra durability.)

Basic Sewing Tools



MARKING PEN



THREAD SNIPS



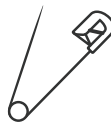
THREAD SPOOLS




TAPE MEASURE



SEAM GAUGE



SAFETY PIN




PINS & PIN
CUSHION



FABRIC SCISSORS



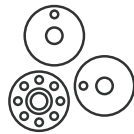
ROTARY CUTTER



SEAM RIPPER



IRON



BOBBINS

Sewing Safety

- Keep cutting tools like scissors and rotary cutters closed when not in use.
- Make sure cords are out of the way so no one trips on them.
- Turn off machine before unplugging.
- Always watch where your hands and fingers are. Always keep them away from the sewing needle.
- Let the machine feed the fabric, no pushing or pulling necessary.
- Keep pins in a pincushion when not in use, never in your mouth.
- Don't sew over pins. Stop and remove them before you get to them.
- Test the heat of the iron by ironing the ironing board and touching the board itself, not moving your hand close to the iron.