

JANOME BULLETIN



Lap-Seam Foot (Finished Width-9mm)


For Horizontal Rotary Hook 7/5mm maximum stitch width models

Part No.: 202503000

The Janome Lap-Seam Foot is designed to create flawless, durable seams on medium to heavy-weight fabrics. It allows you to craft beautiful lap seams with ease, eliminating the need for ironing and ensuring professional-quality results every time.


Finish to a width of 9mm

Following the guides and curves of the foot, fabric can be folded neatly with just a light touch. 9mm wide flat-felled seams can be created with the groove on the back side.

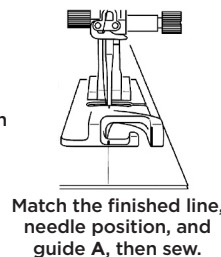


Easy-to-see Guidelines

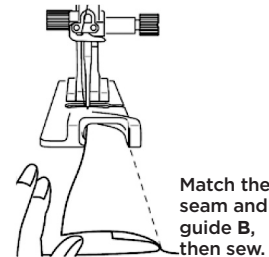
Easy-to-see guidelines help ensure precise and accurate seams.



Needle Position



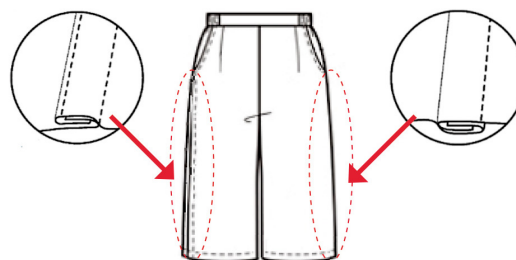
Match the finished line, needle position, and guide A, then sew.



Match the seam and guide B, then sew.

Two kinds of Seams

1. To achieve 2 seam lines on the right side of the fabric, place the wrong sides of the fabric together and sew.
2. To achieve 1 seam line on the right side of the fabric, place the right sides of the fabric together and sew.



Tips to Finish Neatly

1. Place the needle thread to the left, then start sewing.
2. Before folding, grade (trim) less than half of the seam allowance, as shown in the figure at right.

This will encase the raw edge and allow it to be clear of the stitching.

